

Rellini
art studio

wedding photographers



WELCOME
PACK
2025

WHY A WEDDING GUIDE

When we first connect with our couples over a call, we often find them grappling with a plethora of concerns.

They ponder over various factors: *will our photographer capture those cherished moments with families? Will the intricate details like table settings and floral arrangements be immortalized in our photos? Do we really need to orchestrate those traditional group portraits? do I need to send a short list of must do photos to my photographer? How many hours of photography are truly necessary? And, is there anything we can do to ensure our wedding day flows seamlessly?*

It's ok to feel overwhelmed by these decisions. However, fret not, for we're here to offer our insights and guidance to elevate your experience. Our aim is to assist you in making choices that enrich your special day, while steering clear of those that might taint your memories.

But let's be honest, every decision you make for your wedding day is so sweet! Each one contributes to the tapestry of your love story, weaving together moments that you'll cherish forever.

So, embrace this journey wholeheartedly, knowing that every decision is a step towards crafting the perfect celebration of your love.

INDEX:

.page 6: CHAPTER 1: **shots list & to do shots**

.page 8: CHAPTER 2: **style mismatch**

.page 11: CHAPTER 3: **a simple guide of the wedding photography trends**

.page 14: CHAPTER 4: **weather**

.page 15: CHAPTER 5: **timeline**

.page 18: CHAPTER 6: **bridal preparation tips**

.page 19: CHAPTER 7: **drone**

.page 20: CHAPTER 8: **analogue film**

.page 22: CHAPTER 9: **local expert or not**

.page 23: CHAPTER 10: **editing process**

.page 25: CHAPTER 11: **vendors coordination**

.page 26: CHAPTER 12: **our human approach**

.page 27: CHAPTER 13: **our process**

.page 28: CHAPTER 14: **destination weddings**



Let's Meet

ITALY (ALL OVER) + EUROPE + GLOBE

Rellini art Studio

Maurizio & Serena

We are a married photographers team based in Italy and happy to travel all over the country and worldwide to document your love.

*Our approach is **relaxed and calm**, we like to shoot from the distance to keep every single moment **natural and candid**.*

We have 25 years experience as photographers and we shot weddings and love stories in USA, Iceland, India, Greece, Denmark, Turkey, Norway.

We also have a strong and successful background in the travel and lifestyle photography, having shot more than 800 covers for magazines like National Geographic, Lonely Planet, Figaro, GEO, Sunday Times...



700
weddings shot
in first persons

20+
years in the
business

50+
Contries visited around
the globe



CHAPTER 1

SHOTS LIST & TO DO SHOTS

(WHAT WE DO AND WHY DON'T)

- TO DO'S
- FORMAL & CANDID
- FLEXIBILITY



As dedicated photographers, we are committed to document **every aspect of your special day** without missing anything important and prevent those shots list discrepancies that can sometimes arise due to differences in expectations between couples and their photographers.

Our process begins with capturing the essence of your **venue**, from its decor to the table settings and the fragrant blooms (also with drone if it's included in the package you chose). These elements provide the **context and aroma** that will transport you back to the memories of your wedding day. From there, our focus shifts to the finer details—the bride's gown, accessories, and the symbolism behind every piece, including the rings, all deserving of becoming cherished memories.

Moving forward, our primary objective is to freeze **genuine moments**, ensuring that the love and joy shared by you, your family, and friends are immortalized. We adeptly navigate between candid shots of the guests and suggested formal groupings, aiming to provide you with memories of every individual you invited, or at least the most significant ones.

Should there be a bridal party, we approach documenting it with a blend of candid and formal shots, capturing the camaraderie and support that surrounds you on this day.

We're present for the heartfelt speeches, eagerly awaiting to document the laughter and tears they evoke.

And as Italian photographers, every moment holds significance to us—it's ingrained in our culture to appreciate the beauty in every gesture, every smile, and every dance move.

CHAPTER 1

SHOTS LIST & TO DO SHOTS (WHAT WE DO AND WHY DON'T)

While our photography style is predominantly candid, we do carve out a couple of moments during your special day to capture some traditional photos with your families.

These opportunities often present themselves before you walk down the aisle and during the aperitivo.

We understand the importance of these more formal shots—they hold a timeless charm and serve as cherished mementos for both you and your loved ones. Your moms, especially, will treasure these images, as they capture the essence of family bonds and the joyous moments shared on your wedding day.

Sending a list of “to do” shots is certainly helpful as it gives us insight into your priorities and preferences. However, it's crucial to acknowledge that photographing a wedding is an inherently unpredictable endeavor.

Conditions can shift unexpectedly, and plans may need to be adjusted on the fly.

For instance, there are times where guests may not be receptive to being photographed, or perhaps the table settings aren't quite ready at the expected time. Additionally, the weather can be unpredictable and may impact our original plans for outdoor shots.

During past weddings, we've encountered situations where the groom for example didn't interact much with his brother. In such cases, we took the initiative to bring them together and capture a posed photo of them. This small gesture was greatly appreciated by the family. As photojournalists, it's important for us to remember what truly matters to the couple and ensure that we capture those meaningful moments, even if it means stepping in to facilitate them.

This doesn't mean we can read your minds! We expect you to help us telling us what it's important for you without giving anything for granted.

We're adept at adapting to changing circumstances and will work tirelessly to capture the essence of your day, regardless of any unforeseen challenges that may arise.

Our goal is to deliver a collection of stunning images that authentically reflect the beauty and joy of your wedding day.

Rest assured, with us behind the lens, nothing escapes our attention!



CHAPTER 2

STYLE MISMATCH (YOU DON'T NEED ONLY PHOTOS BUT ALL THE EXPERIENCE)

- STYLE & APPROACH ARE LINKED
- VIEWING A FULL WEDDING ATORRY
- DONT' STOP AT THE INSTAGRAM PAGE
- YOU WANT A GOOD COMPANION



While our commitment is to deliver the best possible photo service, the responsibility ultimately lies with you to select a photographer who aligns with your vision and preferences.

Within the photography community, it's not uncommon to hear stories of couples regretting their choice of photographer and, believe us, it's usually the couple's fault for a wrong choice, because they probably felt in love with a few photos from a portfolio without understanding the whole story.

Knowing what photographers do and how they operate is crucial because they will not deviate from their approach.

It's imperative to schedule a call or meeting with potential photographers. This allows you to get to know the individuals behind the lens, gauge whether you feel at ease in their presence, and determine if there's a genuine connection. After all, you want someone who not only captures beautiful images but also someone you feel comfortable around.

Furthermore, it's essential to ensure that there's a synergy between your desired style and the photographer's approach. If you prefer candid shots, for instance, you wouldn't want a photographer who constantly directs or intrudes on the natural flow of your day. Look for an experienced professional who knows how to put you at ease and seamlessly blend into the background, allowing authentic moments to unfold naturally.

Remember, finding a talented photographer is important, but finding one who understands your vision, makes you feel comfortable, and establishes a genuine connection with you is equally crucial to ensuring a memorable and stress-free photography experience.

CHAPTER 2

STYLE MISMATCH (YOU DON'T NEED ONLY PHOTOS BUT ALL THE EXPERIENCE)

Sometimes couples we meet have a specific aesthetic or style in mind for their wedding photographs, whether it's **classic, candid, photojournalistic, or artistic**.

We always warmly suggest to keep on a leash their Pinterest / Instagram expectations because they can create unrealistic expectations fueled by curated images shot (usually) with models in perfect situations. A wedding is NOT a perfect situation and styled shoots don't train for real weddings. Also, sometimes it happens that our couples desire perfectly staged shots or glamorous poses that may not align with the authentic moments or with the real nature of who they really are.

Our job is: if it doesn't work let's go ahead and focus on something more appropriate. And if we are very good at what we do, we can foresee all of this.

When we receive a MOOD BOARD from a couple, our primary objective is to delve deeper into understanding how their unique nature and personality reflect within it.

It serves as a window into their **aesthetic preferences** and the essence they wish to convey through their wedding photos. However, it's our artistic discretion to select images that best encapsulate the essence of the couple.

For instance, if a couple desires very candid photography but exudes a static and formal demeanor, we might lean towards a more editorial approach to capture their essence authentically.

Conversely, if a couple prefers traditional and posed photos but radiates with happiness and authenticity, it brings us immense joy to freeze those genuine moments and provide a truly candid and photojournalistic approach.

Our strength lies in our ability to discern what makes each couple special and tailor our approach accordingly.

We excel in choosing the right style and technique to encapsulate the essence of every individual. All we ask for is your trust in us to weave your unique narrative into timeless photographs that reflect the true beauty of your love story. With your trust, we'll craft an album that exceeds your expectations and immortalizes the magic of your special day.

Selecting a photography style that resonates with you is undeniably significant, but it's essential not to let it confine you. At the heart of it all, your wedding photography should authentically represent who you are as a couple.






CHAPTER 3

A SIMPLE GUIDE OF THE WEDDING PHOTOGRAPHY TRENDS

OUR POINT OF VIEW AND WHERE WE PLACE OURSELVES

- CHOOSING THE STYLE THAT REPRESENTS YOU BETTER
- UNDERSTANDING THE PROS AND CONS



Every photography style has its own strengths and weaknesses, as well as moments where it truly shines.

We firmly believe that the more rigidly a photographer adheres to a particular style, the greater the potential for limitations and challenges to arise.

That's why we pride ourselves on our flexibility and versatility.

The photographer work is like that of a chef who opens the fridge and has to invent a fantastic recipe with what he finds inside: sometimes there is caviar, other times there is a chicken.

It's about the beauty of the location, weather conditions, the type of light, the quality of the decorations, the elegance of the dresses, ...the people attitude, and also the mood, the level of stress, the general atmosphere.

It's our responsibility to create beautiful memories at every single wedding, every single day, given any conditions. We take this responsibility seriously, striving to do our best without ever repeating ourselves. You are unique, and so our photos should reflect that uniqueness

LET'S DISCOVER TOGETHER THE MAIN TRENDS IN WEDDING PHOTOGRAPHY AND *OUR POINT OF VIEW*:

1. The **TRADITIONAL STYLE** of photography is characterized by **posed** photos, with individuals carefully arranged to look perfect, capturing full-body shots without cropping, and subjects typically looking directly at the camera. While it may not be considered the most cutting-edge or trendy approach, there is still a place for a touch of tradition in wedding photography. It could be not so interesting, but it's never wrong.

CHAPTER 3

A SIMPLE GUIDE OF THE WEDDING PHOTOGRAPHY

Having a traditional photographer ensures that you won't miss out on capturing some formal group shots with your families, which you'll cherish in the years to come. These timeless portraits are the ones your mom will undoubtedly want to proudly display on her wall. While you may not receive the artistic flair and creative shots that other styles offer, a traditional photographer excels in delivering the basics with precision and reliability.

2. PHOTOJOURNALISTIC STYLE: This is the style you'll want for your wedding if you want the photographers *to disappear from your sight*, leaving you without pressure and totally free to enjoy the day as you wish, without the stress of someone constantly telling you what to do and how to do it, and sometimes where to do it.

It is the style at the core of our philosophy because we never intrude to preserve the spontaneity of the moments. We enjoy working behind the scenes and never ask you to move or replicate gestures.

The weak point of this style sometimes is the lack of attention to beauty in general: if everything must be absolutely spontaneous, it cannot necessarily be beautiful at the same time (and vice versa).

Authenticity can be the enemy of beauty, which is why at certain moments of the day, it may be useful for your photographer to adopt a traditional approach: we have seen weddings shot by colleagues that were decidedly spontaneous, but lacked photos of the dresses photographed in their entirety, or photos of the bride and groom with their parents.

In our opinion, if an important moment hasn't happened, it is our job to make it happen: we cannot say to our couples, "You don't even have a photo with your sister just because the opportunity didn't arise."

3. EDITORIAL STYLE: This style is making big waves today, and many couples aspire to see themselves as if they were gracing the cover of Vogue.

When executed well, it strikes a fine balance between capturing candid moments (akin to photojournalism) and incorporating posed shots typical of traditional styles. The overall approach and outcome tend to exude elegance, with less emphasis on capturing purely jovial moments.

However, this style tends to lack the natural feeling and authentic vibes found in others. It often involves the use of flashes, ensuring that you always feel like the center of attention, akin to a star. Be prepared for the photographer to be often close by, as discretion isn't typically the priority in this case.

We love this style and incorporate it into our repertoire, albeit selectively. We reserve it for specific moments, such as during lively parties or the busiest parts of the day. After all, there's a time to feel natural, a time to feel beautiful, and a time to shine like a star!

4. DARK & MOODY vs AIRY

These photography styles can truly enhance your wedding day memories, provided they align with the overall ambiance, setting, lighting conditions, and your personality as a couple.

For instance, we adore the moody, dark photos often captured in Northern Europe on cloudy days.

However, it's essential to understand that this evocative approach may sacrifice true colors and intricate details. Additionally, while it imbues a sense of romance and nostalgia, it may overshadow the lighthearted energy if present.

On the other side, we also appreciate bright, airy photos characterized by abundant light and minimal shadows.

CHAPTER 3

A SIMPLE GUIDE OF THE WEDDING PHOTOGRAPHY

While these images exude a natural and airy feel, they may pose challenges in capturing artistic shots amidst the brightness. It's crucial to consider these factors when selecting a photographer. For example, if you opt for an airy photographer but plan to shoot in a sun-drenched countryside setting, they may struggle to deliver the magical atmosphere you envisioned.

Ultimately, the key is to choose a photography style that complements the essence of your day, ensuring that every captured moment reflects the beauty and uniqueness of your love story.

OUR VISION

We are dedicated to providing you with a comprehensive experience that encompasses the best elements of every photography style while mitigating its drawbacks.

Our primary focus is on you and the authenticity of your story. Throughout your special day, we employ *various approaches* to ensure that every aspect shines brightly: from capturing raw emotions from the distance being very discrete, to catching genuine moments, to showcasing your beauty and elegance, and carefully preserving your joyful vibes with artistic flair. **Our ultimate goal is to create timeless memories that transcend fleeting trends.**

Our photography is both modern and current, yet it aspires to possess an enduring beauty that withstands the test of time. Beginning with a genuine photojournalistic approach, you'll witness us seamlessly transitioning toward whichever style best complements your wedding day and reflects your unique bond as a couple.



CHAPTER 4

WEATHER

- THINK OF PLAN B
 - BE FLEXIBLE
 - LIVE THE MOMENT WITH NO REGRETS



The WEATHER has the potential to significantly impact your wedding day, sometimes veering away from your carefully crafted plans and expectations. For instance, if you envisioned a warm and romantic celebration under the sun, an overcast or rainy day will not align with that vision. That's why it's crucial to always have a contingency plan, or a plan B, when selecting your venue.

Especially for couples traveling from abroad to Italy or Europe in general there can be a misconception that the Mediterranean area is immune to rain. However, the truth is that unpredictable weather can indeed occur, even in Italy. It's essential to be prepared for all eventualities.

Additionally, if you're planning to dine outdoors, particularly after mid-October, remember that the weather can turn chilly. Being mindful of this can prevent any discomfort for you and your guests.

In the event of bad weather on your wedding day, flexibility is key. We've witnessed couples successfully adapt their plans in response to unexpected storms. For example, some have swiftly moved dinner tables indoors following an afternoon downpour, while others have persevered with outdoor plans, only to have the weather disrupt their arrangements.

When planning a destination wedding, particularly one with dreams of an alfresco dinner against the backdrop of a stunning villa, communication with your suppliers is paramount.

Understanding their flexibility and backup options in case of rain can help alleviate stress and ensure a smoother experience for all involved.

As photographers, we pride ourselves on our flexibility and ability to adapt to changing circumstances, ensuring that your memories are captured beautifully regardless of the weather.

We understand that you're eager to plan the wedding of your dreams, but it's important to remember that not everything is within our control. Your guests will be there because they love you, and they won't be focused on how perfect the day is. If there are some things that don't go exactly as you imagined, you'll probably be the only one who notices. ***So, take a deep breath, relax, and enjoy and live in the moment.***

CHAPTER 5

TIMELINE

- PLAN YOUR SPEECHES PROPERLY
- CHECK SUNSET TIME
- IF IT'S IMPORTANT RESERVE TIME



Crafting a realistic timeline for your wedding day is crucial, as it ensures that no precious moments slip through the cracks. While your wedding planner can be a valuable resource in this regard, we're also more than happy to offer our insights and suggestions to help make your day seamless and memorable.

One aspect we strongly advocate for is allocating at least two hours for your photographer during the **preparations**. While it may seem like a static moment to cover, it's actually a treasure trove of beautiful photos and memories waiting to be captured. Whether you're sharing intimate moments with your closest loved ones or simply basking in the excitement of the day ahead, these candid moments are irreplaceable.

Whether you opt to have bridal parties or not, the **photos taken during the preparations hold a unique charm that cannot be replicated afterwards**. They offer a glimpse into the anticipation and joy that permeates the air as you prepare to embark on this new chapter of your life.

So, as you plan your wedding day, don't underestimate the significance of the preparation period. By allocating time for your photographers to document these moments, you're ensuring that every aspect of your special day is immortalized in all its beauty and authenticity.

The Light issue: While some photographers gravitate towards the allure of shadows and the light and airy ambiance they create, our approach differs significantly.

We believe in embracing every facet of light and maximizing its potential to enhance your photos (why getting married on the rolling hills in Tuscany for example and escaping the best light?)

CHAPTER 5

TIMELINE

Instead of adhering rigidly to a set of prescribed shots at any given time, we prefer to capitalize on the **full spectrum of light throughout the day**.

For instance, during the early afternoon, following the ceremony, we relish the opportunity to capture candid moments of you and your loved ones.

These photos encapsulate the joy and camaraderie shared in the midst of celebration. As the day progresses and the sun begins its descent, we seize the opportunity to harness the soft, romantic glow of sunset.

This magical hour provides the perfect backdrop for capturing intimate and timeless moments between you and your partner.

Of course, we understand that **logistical conflicts** may arise, such as sunset coinciding with dinner or speeches. However, rest assured that we're adept at improvising and can efficiently whisk you away from the festivities for a brief yet impactful photo session in just a matter of minutes.

Flexibility is key in our approach, and we're committed to working seamlessly within your schedule while ensuring that every photo we capture is imbued with the magic of the moment.

We ask for your trust in our expertise, knowing that our unique blend of artistry and adaptability will yield stunning results that exceed your expectations.

An ideal wedding day schedule might look like this:

.2 hours of *getting ready*: Capture the excitement and anticipation as you prepare for your special day. This includes shots of the bride and groom getting dressed, hair and makeup, and any pre-ceremony rituals.

.Ceremony: Capture the beautiful moments as you exchange vows and become officially married, ideally think of a shaded spot

.1:30 hours of *aperitivo*: After the ceremony, enjoy a relaxed and joyful cocktail hour with your guests. This is a great opportunity for candid shots of you mingling with friends and family.

.15-minutes *photoshoot at sunset*: Take advantage of the golden hour light for a romantic and stunning photoshoot. This brief session can capture some truly magical moments against the backdrop of the setting sun.

Remember the real golden light is the last 30 minutes of light before the sun sets.

.Dinner: Once the sun has set, it's time to sit down for a delicious meal with your loved ones. By dining after sunset, you can avoid the heat of the day and enjoy the ambiance created by fairy lights and other decorations. Food service is usually **1:30 hours**, and almost never longer than 2 hours.

.Party: at this point no one really cares about your timeline anymore!

This schedule allows for ample time to capture all the important moments of your day while also ensuring that you have plenty of time to relax and enjoy each other's company.



Pisano+

CHAPTER 6

THINGS YOU CAN DO TO MAKE OUR JOB FASTER/EASIER

- LET'S SAVE TIME
- PREP DETAILS
- GROUPS SHOTS ARRANGED



Sometimes we have plenty of time, especially during the preparations, while other times we find ourselves rushing from one point to another because there's so much to cover and distances to traverse.

We typically ask the bride to gather all her details and accessories in one spot before we arrive so that we can quickly capture a few beautiful shots. This includes items like **shoes, jewelry, perfumes, stationery, invitations, menus, rings, "something blue," "something borrowed,"** and anything else that holds significance for you. The same goes for the groom, of course!


If you desire group photos of your guests, you can prepare a list and send it to us days before the wedding. Having this list in advance helps us streamline the process of gathering and organizing your friends and family, which can sometimes take quite a while!

We have packages covering 8 hours and other packages covering 10 or even more hours: the shortest is your package the better we need to arrange some crucial phases.

CHAPTER 7

DRONE

- WE ARE LICENSED DRONE OPERATORS
- A DIFFERENT VIEW



We are **licensed drone operators**, and some of our packages already include drone shots. If not, feel free to add it à la carte.

The moments when we utilize the drone are typically those when there are no important events occurring. These include capturing the panoramic views of your venue during the getting ready phase or showcasing the table settings during the aperitivo.

Occasionally, we may employ the drone for some creative couple photos, adding an extra dimension to your album.

However, we refrain from using the drone during the ceremony unless explicitly requested. This is because the sound of a drone can be disruptive during the exchange of vows, and we prioritize ensuring that your special moments are uninterrupted and serene.

We will ensure that it is safe and permissible to fly in the area. You should be aware that modern drones are equipped with technology that prevents them from taking off in restricted zones.

Moreover, there are instances where flying may pose risks, and our insurance may not cover certain situations, such as flying over crowded areas in city centers. Rest assured, we prioritize safety above all else when utilizing drones for capturing breathtaking aerial shots.

At the end of the day, you won't receive a plethora of photos taken with the drone, but **each one will hold significant value.**

These images will encapsulate the essence and atmosphere of the location, offering a perspective of the venue that you may not have experienced firsthand on your special day

CHAPTER 8

ANALOGUE FILM

PROS & CONS AND HOW WE DO IT

- FINE ART PHOTOGRAPHY
- 6X6 MEDIUM FORMAT
- ANALGOUE TMAX



Analogue film photography service is certainly a new trend, but it's more accurate to say that it's a very old trend! **We began back in 1997 capturing photos on film**, and have a deep understanding of the pros and cons of shooting a wedding on film.

Let's start with the **pros**: you get an unmatched sense of **authenticity, rarity, and preciousness**. A black and white film can be hand-printed on fine art paper directly with old enlargers, resulting in a truly fine art outcome. This kind of service holds even more value when done with a MEDIUM FORMAT CAMERA.

There are many young photographers who are starting out without film experience and are using simple 35mm cameras which, once scanned or printed, yield quite poor quality in terms of detail, colors, and overall quality. Instead, we use the same camera we started with, a 6x6 medium format—it was the **Ferrari** of the analogue era, producing superior results. **We also master the entire process, from developing the film to creating negatives and managing the printing process to achieve unique results.**

Now, the **cons**: the number of shots is very limited (especially if compared to the digital service) and the technology makes it impossible to achieve perfection in every situation. There will be shots with problems in terms of sharpness, blur, focus, closed eyes, dust and scratches, lack of variety, and lack of black and white if it was shot on a color film and vice versa. Also, there's a lack of reliability when darkness falls and there's a need for night photography.

This is why we suggest **not** choosing the analogue service over the digital one, but rather adding it as an option.

After reintroducing this option in our services, we realized that the best way to do so is to plan a couple of specific moments during the day when we can focus solely on analogue photography. **Just 5-10 minutes in total, and you'll add that magical vintage style to your photo service.**

CHAPTER 8

ANALOGUE FILM

PROS & CONS AND HOW WE DO IT

Since this process can be expensive, we've decided to provide different options to our couples:

1. You can have the shots simply scanned, which will provide you with a JPG that you can print anywhere you like.
2. Alternatively, you can opt to have the negatives printed on Hahnemühle fine art paper, which is the go-to medium for an eternal artistic print. This ensures the highest quality and longevity for your cherished memories.
3. Additionally, you have the option to add a luxury wooden box to hold all the prints. This box can be customized with names and dates carved on it, adding a personalized touch to your collection.

We believe in offering these options to cater to different preferences and budgets, ensuring that you can preserve your memories in the way that best suits your needs.



CHAPTER 9

SHOOTING IN A NEW PLACE HIRING A LOCAL VENUE EXPERT OR NOT

- INSPIRATION FROM NEW PLACES
- SITE INSPECTION
- LIGHT MASTER



Sometimes, we're hired because of our **familiarity** with a venue, and it's fantastic.

Indeed, knowing the best spots of a venue is crucial for maximizing the potential of each area, especially considering the varying light conditions throughout the day.

But, while there are venues where we work dozens of times each year, there's an exhilarating **thrill when we step into a new location**. As photographers, we thrive on inspiration from new surroundings—it ignites our creativity and allows us to craft something truly unique.

As long as your photographers are experienced and adept at mastering light, you can feel confident taking them anywhere new in the world!




CHAPTER 10

EDITING & POST PROCESS

(INSIGHTS AND WHAT TO EXPECT)

- SHOT IN RAW, DELIVERED IN JPG
 - SKIN ENHANCEMENT
 - SIGNATURE COLORS



Our signature photography style has been meticulously honed over the years, carefully balancing various elements to create ***captivating and timeless images***.

With our roots in central Italy, our style is characterized by soft, warm tones inspired by the abundant sunshine and breathtaking light that defines the Mediterranean region. We bring our tones wherever we shoot.

However, amidst our appreciation for these serene hues, we love to preserve **true-to-life skin tones** and the vibrant colors of your attire. We understand the significance of your bridal gown or tuxedo, recognizing the meticulous effort and investment you've dedicated to choosing the perfect ensemble.

It's our responsibility to ensure that these colors are respected and faithfully reproduced in our photographs.

It's important to note that our approach to natural editing is inherently influenced by the prevailing conditions of the environment. Whether we're capturing the warm, golden hues of a Tuscan sunset or the soft, diffused light of a cloudy afternoon on Lake Como, we remain adaptable and capable to deliver stunning images regardless of the weather, latitude, or natural conditions.

Ultimately, our goal is to provide you with a collection of beautifully crafted images that authentically reflect the essence of your special day, while also capturing the unique charm and ambiance of the environment in which it unfolds.

As part of our photography services, we offer additional editing on the **bride's skin**, and occasionally on other selected individuals such as the mother of the bride.

CHAPTER 10


EDITING & POST PROCESS

Our approach involves delicately softening the skin, while retaining its natural texture and without removing significant wrinkles.

This subtle enhancement aims to enhance your natural beauty, ensuring you look radiant while maintaining a genuine and authentic appearance.

While we do offer this skin softening as a standard part of our service, more advanced editing requests, such as adjustments to the chin or belly, are not included and must be quoted separately.

It's important to note that our basic packages include a comprehensive collection of photos, numbering in the hundreds, and providing magazine-level enhancements to each image would require significant time and resources beyond the scope of our standard offerings. If you feel you need a deeper post processing feel free to tell us and we will do everything in our hands to make you happy.



CHAPTER 11

VENDORS COORDINATION

- RELY ON PROFESSIONALS
- CONNECT YOUR VENDORS TOGETHER



Collaboration with other vendors is integral to our approach, and we take pride in our flexibility and ability to seamlessly work as part of a team.

We readily adhere to timelines provided by wedding planners and ensure smooth coordination with all involved parties.

In our efforts to provide comprehensive coverage, we often share photos with key vendors, such as makeup artists or florists, who appreciate having our images to showcase their work.

However, despite our best efforts, unforeseen delays or logistical challenges can occasionally impact the execution of certain photos.

For example, delays caused by makeup artists may result in time constraints that prevent us from capturing desired bridal party photos.

Similarly, timing conflicts, such as dinner scheduled during the romantic Italian sunset, may pose challenges for couple photoshoots.

Nevertheless, we firmly believe that there is a solution to every obstacle, and your dream wedding deserves nothing less.

By including us in the **decision-making process**, we can work together to ensure that the necessary conditions are in place to create the memories you desire.

Your wedding day is a once-in-a-lifetime occasion, and we are committed to helping you realize your vision and capture the moments that matter most.

OUR HUMAN APPROACH

We understand that weddings can be both exciting and overwhelming, but rest assured, we always bring a **calming presence**. Our years of experience have taught us to handle various situations with grace and composure, ensuring that we capture every special moment effortlessly.

We take pride in delivering not only beautiful photographs but also an overall positive and stress-free experience for our clients.

We understand that no two weddings are alike, and we are adaptable to the unique dynamics and preferences of each couple. We seamlessly navigate through the day, ensuring that you can focus on enjoying your special moments while we handle the photography with ease, and expect from us flexibility at every stage.

We will ask you to take the time to have a video call and meet in person, so we can get to know each other better and understand if we are on the same page. We will discover what makes you unique as individuals and as a couple.

This personal connection will greatly enhance our ability to capture your essence and create photographs that truly reflect your personality and style.

We will listen to your story, will discover your vision of the day, and will build a connection so that you will feel comfortable and relaxed in front of the camera.

We truly understand the significance of private moments and we document them without intruding or disrupting the atmosphere. By not posing you unless you specifically want it, we will allow your true personalities to shine through in the photographs.

ABOUT OUR PROCESS

- LET'S MEET
- LET'S CREATE MAGIC TOGETHER
- READY TO GET THE PHOTOS?



Unlike many other photographers, we love to do VIDEO CALLS, meet you and understand who you are and what makes you unique.

We want to discover what to expect on your wedding day, understand what puts you at ease, and help you make those small decisions that will make the experience of your day absolutely perfect.

So, ask us to arrange at least one call to connect. Later on, we'll schedule a second call closer to the date so we can go over the details together and build a *human connection*.

The process after your wedding day is very fast and simple: you'll receive a link to download your photos. You'll find the number of photos included in the package you've chosen (in reality, you'll almost always find many more!) and we've also thought of a nice surprise for you by delivering a black and white version of ALL the photos. So, for example, if your package includes 700 photos, you'll receive **1400** files!

All photos will be in jpg format, with our signature colors and ready for printing (without any logos or restrictions). Delivery times will be as specified in your package (always incredibly fast).

We're well-versed in destination weddings, often being booked for events every single day of the week. Typically, we're secured for such occasions well in advance, often 18-24 months ahead. However, there are instances where we may have availability for last-minute bookings. We recommend reaching out to us as soon as you've settled on a date for your event.

Still, it's also worth checking with us even if your plans are more last-minute. We're always eager to accommodate wherever possible!

To **BOOK US** is very easy: you'll be asked to sign a contract and pay a deposit. Since we (Maurizio and Serena) shoot every wedding firsthand without a team, we prefer to work on a first-come, first-served basis.

DESTINATION WEDDINGS

ITALY - EUROPE - GLOBE



Capturing Love Stories Across Italy and Beyond

Are you dreaming of a picturesque wedding in Italy, from the romantic shores of Lake Como to the sun-kissed landscapes of Sicily? Look no further! With two decades of experience, we, natives of Italy, have been passionately documenting weddings, starting from the heart of central Italy and expanding our reach across the entire country.

Our journey began with a focus on central Italy, where our roots lie. However, our dedication and expertise have led us to be sought after for weddings all over Italy. From the enchanting beauty of Lake Como to the rolling hills of Tuscany and beyond, we've been privileged to capture countless love stories in these iconic Italian settings.

But our love for storytelling knows no bounds. Having ventured beyond Italy, we've had the honor of documenting weddings and love stories across Europe and the world, from the historic charm of the UK to the vibrant hues of India, the breathtaking vistas of Turkey, Greece, and Iceland, to the majestic landscapes of the USA, New Zealand, and Norway, our lenses have witnessed love in every corner of the globe.

While our base remains in Italy, with a significant portion of our work centered around Lake Como, Tuscany, and central Italy in general, we thrive on the excitement of **international travel**. As experienced travelers, hiring us means embarking on a stress-free journey.

No matter where your love story unfolds, we are prepared to be there, capturing every moment, ensuring that your special day is immortalized in timeless photographs.

CHAPTER

Getting in touch & booking procedures

let's check if your date is available.
Since we shoot every wedding in first
person we are booked on a first come first
served basis.

Drop us a line at
info@relliniartstudio.it
and we will be back to you with our
availability.

Then we usually schedule a video call,
because you want to meet who is behind the camera and see if
we the are the kind of
persons that you want around on the big day.

Once you are ready to confirm we will
prepare a contract that you can sign online, and you will pay a
deposit to secure the date.

Since we cover all over Italy and the rest of the world, please
reach out asap because
dates tend to fill up very quickly, especially if we are requested
to fly for a destination.



MAURIZIO & SERENA

Rellini art Studio

www.relliniartstudio.it
info@relliniartstudio.it

cell: +39 3294731397

P.IVA 01554990554